

CRIME IN ESTONIA IN 2008

Jako Salla, Brit Tammiste, Eyke Laur

- 50,977 crimes were registered in Estonia in 2008, which is 1% more than in 2007 and 2% less than in 2006.
- Criminal offences against property constituted the biggest percentage among all crimes - 55%.
- Crimes of violence constituted 16% of the crimes.
- At least 472 million kroons of proprietary damage was caused by criminal offences.
- Minors formed 13 % of the persons who committed a criminal offence.
- 89% of the criminal offences were committed by men, 61% of the victims were men.

Summary of crime in Estonia and in the neighbouring countries

50,977 criminal offences were registered in Estonia in 2008, which is less than the number of criminal offences registered in the years 2003–2006, but 1% more than in 2007. The biggest change in the number of criminal offences took place in 2006, when the number of criminal offences decreased by 7% as compared to the previous year. The general crime rate can be considered to be stable.

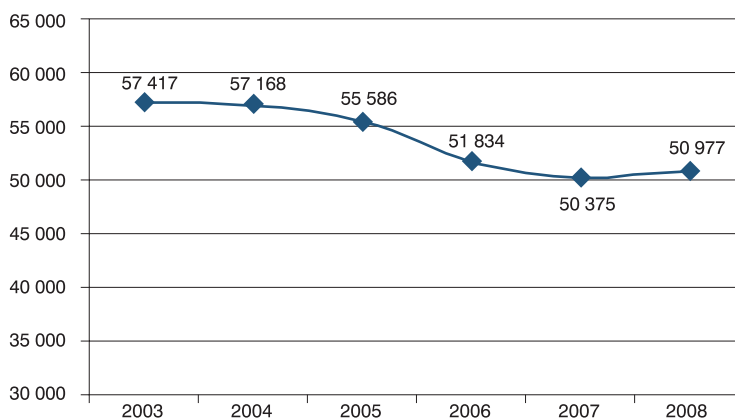


Figure 1. Registered criminal offences 2003–2008

The number of criminal offences in the first degree has increased by one tenth as compared to the two previous years. This, however, does not mean that life has become more dangerous, but it is to a great extent related to concealed crime, such as drug-related criminal offences, economic criminal offences and criminal offences related to explosives and weapons, which form approximately 50% of the criminal offences in the first degree and the detection of which therefore increases the number of criminal offences in the first degree. Changes in the number of criminal offences in the second degree have been smaller as compared to the earlier years.

378 criminal offences were registered per 10,000 inhabitants in 2008, which is three more as compared to 2007.

In 2008, the police registered 49,383 criminal offences (97%), the prisons 503, the Tax and Customs Board 468, the Security Police Board 291, the Rescue Board 87,

the Border Guard Administration and the General Staff of the Defence Forces both 22 criminal offences. The rest of the criminal offences (201) were registered by other agencies or the Prosecutor's Office.

As compared to Latvia, Lithuania, Finland and Sweden, the changes in the number of criminal offences were smaller as compared to the year 2007 (see table 1). From among the five countries the number of criminal offences decreased only in Finland (-2%); the increase was the smallest in Estonia (1%) and Latvia (3%); Sweden (5%) and Lithuania (6%), however, stood out with the biggest increase in the number of criminal offences.

Table 1. Number of criminal offences and change in Estonia and neighbouring countries compared to 2007

Country	Number of criminal offences grew (2008 N; change %)	Number of criminal offences fell (2008 N; change %)
Estonia	50 977; 1%	–
Latvia	57 475; 3%	–
Lithuania	78 060; 6%	–
Finland	–	538 294; -2%
Sweden	1 371 725; 5%	–

Geographical distribution of criminal offences

The biggest number of criminal offences is committed in the areas where the biggest amount of people move around or live: 30% of the inhabitants of Estonia live in Tallinn and 41% of the criminal offences were registered in Tallinn.

The number of criminal offences is affected by several local peculiarities, e.g. the number of criminal offences in Narva is affected by the smugglers caught at the border, whereas there are no such criminal offences in Paide. The existence of a prison in a region, since the statistics include criminal offences committed in prison; the number of tourists and the activity of nightlife can also be pointed out as local peculiarities. The readiness of people to report crime and the registration practices of the investigative bodies may also have potential effect on the number of criminal offences.

From among the counties the biggest number of criminal offences was registered in Harjumaa, Ida-Virumaa and Tartumaa (73% of all the criminal offences registered in Estonia). As compared to the 2007, the number of registered criminal offences decreased in six counties, but increased in nine counties. The number of criminal offences in absolute terms decreased the most in Tartumaa (by 546), as a percentage, however, in Hiiumaa (-24%). The number of criminal offences in Tartumaa in 2008 is similar to the one in 2006, when 4973 criminal offences were registered; the number of criminal offences in 2007 increased due to an extraordinarily big number of frauds and counterfeiting of documents, seals or blank document forms. The number of criminal offences increased the most in Ida-Virumaa (by 737; 13%) and Läänemaa (by 210; 31%). In Läänemaa the number of physical abuse, but also other criminal offences against the person, criminal offences against property and traffic criminal offences increased the most. In Ida-Virumaa the number of theft and fraud increased the most. As compared to 2007, the number of criminal offences remained almost the same in Võrumaa, Viljandimaa, Pärnumaa, Järvamaa and Harjumaa.

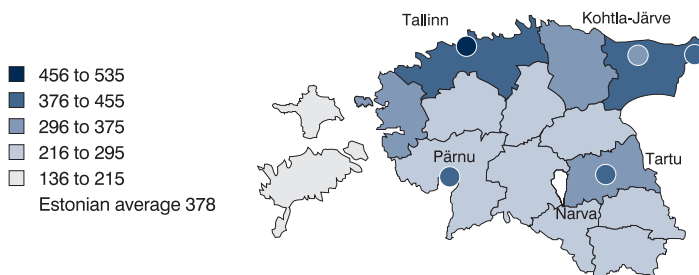
Table 2. Number of registered criminal offences, ratio and change in counties in years 2007–2008

County	2007	2008	Change N	Change %	Ratio per 10 000 inhabitants
Harjumaa	25 756	25 702	-54	-0,2	491,2
Hiiumaa	190	145	-45	-23,7	143,3
Ida-Virumaa	5 699	6 436	737	12,9	377,0
Jõgevamaa	932	861	-71	-7,6	233,2
Järvamaa	798	808	10	1,3	223,2
Läänemaa	674	884	210	31,2	320,8
Lääne-Virumaa	1 965	2 131	166	8,4	316,3
Põlvamaa	714	815	101	14,1	261,4
Pärnumaa	3 035	3 015	-20	-0,7	340,4
Raplamaa	972	1 043	71	7,3	284,3
Saaremaa	586	625	39	6,7	179,4
Tartumaa	5 466	4 920	-546	-10,0	329,6
Valgamaa	1 063	982	-81	-7,6	286,6
Viljandimaa	1 255	1 286	31	2,5	230,1
Võrumaa	990	1 026	36	3,6	269,5

In 2008 the average of 378 criminal offences were registered per 10,000 inhabitants in Estonia (375 criminal offences in 2007), which means that there was one registered criminal offence per 26 inhabitants. According to this indicator, the most criminogenic county was Harjumaa (491), which is the only county where the average of the state is exceeded. Harjumaa was followed by Ida-Virumaa (377), Pärnumaa (340) and Tartumaa (330).

Hiiumaa (143), Saaremaa (179), Järvamaa (223), Viljandimaa (230) and Jõgevamaa (233) had the smallest number of criminal offences per 10,000 inhabitants. In Põlvamaa, Võrumaa, Valgamaa, Raplamaa, Läänemaa and Lääne-Virumaa 261–321 criminal offences were registered per 10,000 inhabitants.

The highest crime rate in Estonia is in Northern Estonia, Pärnu and Tartu. Like earlier, Tallinn was the city with the highest crime rate in 2008; 519 criminal offences were registered there per 10, 000 inhabitants in 2008, which means that one criminal offence was registered per 19 inhabitants during the year.

**Figure 2.** Ratio of registered criminal offences per 10 000 inhabitants in counties and largest cities

In the comparison of 15 most populous cities⁵⁵, Tallinn, Pärnu, Narva, Tartu and Maardu, where 368-519 criminal offences were registered per 10,000 inhabitants, are the cities with the highest criminal activity. The cities which have an average criminal activity are Valga, Rakvere, Võru, Sillamäe and Kohtla-Järve (298-343) and the cities which have the lowest criminal activity are Viljandi, Haapsalu, Keila, Paide and Kuressaare (230-384). In the city with the lowest crime rate, Kuressaare, twice as less criminal offences were registered per 10,000 inhabitants as in Tallinn.

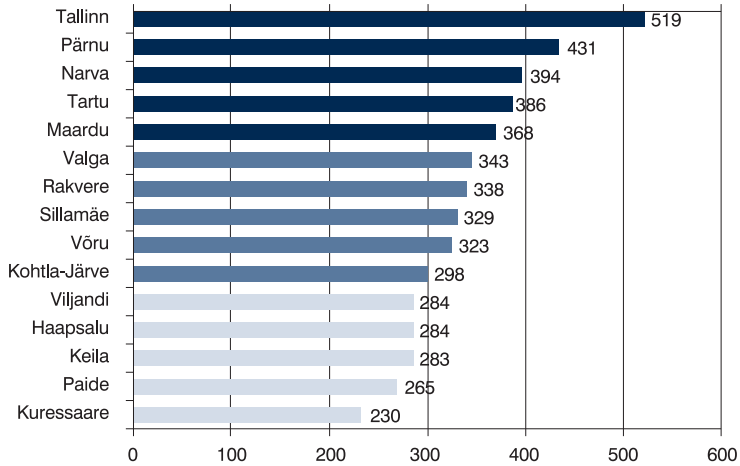


Figure 3. Ratio of registered criminal offences per 10 000 inhabitants in 15 most populous cities

In the abovementioned 15 most populous cities the number of registered criminal offences increased in five cities as compared to 2007: in Narva (+282), Kohtla-Järve (+168), Pärnu (+80), Haapsalu (+56) and Sillamäe (+32). The number of criminal offences decreased the most in Tartu (-480), Valga (-110) and Maardu (-79). The number of criminal offences did not change significantly in the rest of the most populous cities.

Table 3. Change in the number of criminal offences in 15 most populous cities compared to 2007

INCREASED	REMAINED STABLE	FELL
Narva (+282)	Viljandi (+29)	Tartu (-480)
Kohtla-Järve (+168)	Tallinn (-28)	Valga (-110)
Pärnu (+80)	Kuressaare (+11)	Maardu (-79)
Haapsalu (+56)	Rakvere (-10)	
Sillamäe (+32)	Keila (+4)	
	Paide (+3)	
	Võru (same)	

⁵⁵ The cities without municipal status (e.g. Jõhvi) have not been taken into account.

Types of criminal offence

In 2008, criminal offences against property constituted the biggest percentage (55%) of all crimes; the total number of registered crimes against property was 28,262. The percentage of crimes against property in the total number of crimes remained on the same level as compared to the 2007.

The number of registered criminal offences against property and criminal offences against the person increased the most according to the number of criminal offences; the number of economic criminal offences and criminal official misconduct increased relatively. As compared to the 2007, the number of traffic criminal offences (-15%) decreased the most.

The number of criminal offences against the person was increased (increase of 9%) primarily by the growth of the number of registered physical abuse, which was partially due to the changes in the registration practice of crimes of violence, as a result of which some of the criminal offences committed in a public place by violence were registered as physical abuse instead of registering these as aggravated breach of public order. In addition to physical abuse, the number of criminal offences against sexual self-determination, in particular in the part of rapes, increased also. At the same time the number of criminal offences against life, threats and tortures decreased. In 2008 the decrease of the number of manslaughter and murders continued.

The number of offences against political and civil rights decreased (from 27 offences to 7 offences) primarily due to the fact that there were no elections and no cases related to buying a vote or the freedom to elect and vote were registered in 2008.

Table 4. Number and change in registered criminal offences by type of offence 2007–2008

Chapter in Penal Code	2007	2008	Change N	Change %
Offences Against Humanity and International Security	4	0	-4	-100
Offences Against the Person	6005	6540	535	8,9
Offences Against Political and Civil Rights	27	7	-20	-74,1
Offences Against Family and Minors	376	446	70	18,6
Offences Against Public Health	1489	1600	111	7,5
Offences Against Property	27600	28262	662	2,4
Offences Against Intellectual Property	81	61	-20	-24,7
Offences Against the State	73	29	-44	-60,3
Offences Against Public Peace	4366	4565	199	4,6
Offences Against Exercise of Public Authority	232	310	78	33,6
Offences Against Administration of Justice	1941	1527	-414	-21,3
Offences Against Public Trust	2168	1991	-177	-8,2
Offences Against Environment	55	35	-20	-36,4
Economic Offences	465	779	314	67,5
Offences Dangerous to Public	351	449	98	27,9
Traffic Offences	5127	4359	-768	-15,0
Offences Relating to Service in Defence Forces	15	17	2	13,3

In the part of offences against family and minors, the number of registrations increased by almost one fifth; the number of criminal offences was increased by the growth of the number of criminal offences related to manufacture of works involving child pornography and making child pornography available, sexual enticement of children and disposing minors to engage in prostitution.

The number of criminal offences against public health increased more than 7% in a year; the increase was primarily affected by the growth in the number of offences related to the handling of large quantities of narcotic drugs.

Among criminal offences against property, the number of thefts increased the most, the number of the cases of registered embezzlement, however, decreased to some extent.

The number of criminal offences against intellectual property decreased by one fourth as compared to 2007, which was primarily on account of the criminal offences related to the manufacturing of pirated copies.

In 2008 the number of criminal offences against the state dropped to the ordinary level, which was high in 2007 due to the April riot.

There were no significant changes in the number of criminal offences against public peace as compared to 2007; however, the number of illegal entries increased considerably and the number of registered aggravated breach of public order decreased.

The number of criminal official misconduct increased by one third as compared to 2007 due to the increase in the number of criminal offences related to giving or grant, arranging receipt or acceptance of a bribe or gratuities.

21% less criminal offences directed against the administration of justice were registered in 2008 than in the year before that. The main reason for this was primarily the decrease of the number of drug crimes related to prisoners, which was partially also due to the changes in the registration practice

The decrease of the number of criminal offences against public trust was primarily due to the fact that a disproportionately big number of cases of counterfeiting of documents, seals or blank document forms was discovered and registered in 2007 as compared to other years. In 2008, the number of registrations of these criminal offences dropped again to the level of the year 2006. At the same time the number of criminal offences related to the use of falsified documents and important identity documents increased in 2008.

As for the offences against the environment, the number of almost all the relevant criminal offences decreased or remained the same, e.g. less criminal offences related to the pollution of the environment or illegal cutting were registered as compared to 2007. In 2008, the number of criminal offences against the environment was at the lowest level of the last six years, e.g. fifteen times more cases of illegal cutting were registered in 2004.

The number of economic criminal offences increased 68% as compared to 2007. The number of economic criminal offences was increased primarily by the cases of money laundering and illicit trafficking. The increase in frequency of the latter was caused by accession to the Schengen zone at the end of 2007. This was accompanied by adding provisions restricting the cross-border transport of certain goods to Estonian legislation.

28% more criminal offences dangerous to public were registered in 2008 as compared to 2007, this was primarily due to the increase of the detection of illegal firearms and explosive substances.

The number of criminal offences related to defence service has increased slowly but steadily since 2003. 17 criminal offences related to defence service were registered in 2008, which is two more than the year before. In case of these criminal offences most of the violations are related to unauthorised departure of conscripts from a military unit or a place of service.

The number of traffic criminal offences decreased 15%. Most of the traffic criminal offences constitute recurrent drunk driving, the number of registrations of which increased rapidly up to 2007. In addition to the decrease in the number of intoxicated drivers, the number of criminal offences related to traffic and vehicle operating rules dropped to the lowest level of the last years. The decrease of the number of these criminal offences is probably connected with the decrease of the number of deceased traffic accident victims in 2008.

Most common criminal offences

While the spread of groups of criminal offences (e.g. against property, against the environment) was described above, the following is an overview of specific types of criminal offence (e.g. theft which belongs to criminal offences against property).

In 2008, theft was registered most often (22,471) – 44% of all the criminal offences. While in 2006 and 2007 the second most common criminal offence was recurrent drunk driving, in 2008 it was physical abuse, which usually means hitting or beating another person. In 2008, every tenth registered criminal offence was physical abuse; the cases of recurrent drunk driving constituted 8% of the total number of criminal offences. 2649 cases (5%) of fraud (§209-213 of the Penal Code) were registered; the number of fraud remained at the level of the year 2007. Also, illegal entry, the number of the registrations of which has increased, and aggravated breach of public order, which was registered less in 2008 than in 2007, have changed their position in the list of the most common criminal offences.

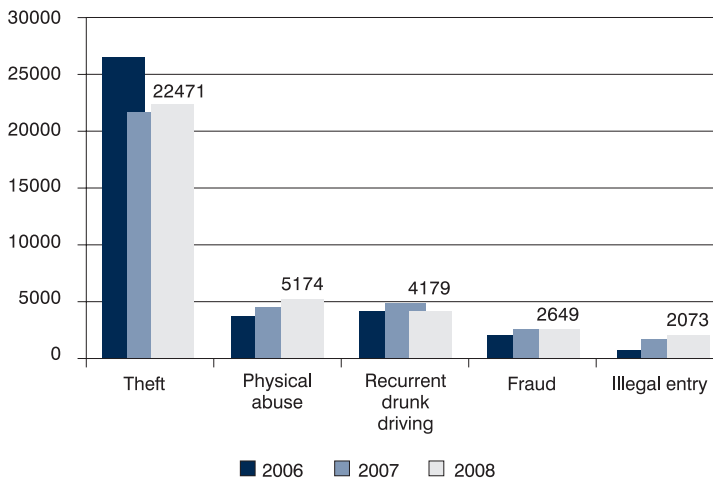


Figure 4. Most common criminal offences 2006–2008

The number of robberies dropped until 2007, when 887 robberies were registered; in 2008, there were only 22 cases more of these criminal offences. As compared to 2003,

the number of robberies is still twice as low.

Manslaughter and murders are registered seldom, but these are good characteristics of the situation of crime in the state. The total number of manslaughter and murder⁵⁶ (104) decreased only by six criminal offences as compared to 2007, which is the lowest level since the restoration of independence in Estonia. However, the homicide rate in Estonia is one of the highest in Europe.

Types of criminal offences the numbers of which increased or decreased the most

The number of thefts increased the most: while 21,685 thefts were registered in 2007, 786 (4%) more – 22,471 – thefts were registered in 2008. 604 (13%) more physical abuses were registered. The number of illegal entries increased by 336; the number of cases related to the use of counterfeit documents, seals or blank document forms by 198 and the number of cases related to illicit trafficking in prohibited goods or goods requiring a special permit by 149 criminal offences.

The number of recurrent drunk driving decreased the most (656 criminal offences; -14%). 392 less cases of counterfeiting of documents, seals or blank document forms were registered as compared to the year 2007; there were 171 less cases of evasion from service of punishment and 149 cases less of embezzlement. The number of criminal offences related to aggravated breach of public order and to custodial institutions dropped due to the changes in the procedural practice.

Damage caused by criminal offences. Criminal offenders and victims

According to preliminary information, 472,941,324 kroons of proprietary damage was caused by registered criminal offences, based mainly on the evaluation by the victims of the extent of the damage. 63% (in 2007 70%) of proprietary damage was caused by criminal offences against property – in the amount of 299,808,919 kroons. Damage caused by theft formed 197 million, damage caused by robbery 3.3 million, damage caused by embezzlement 13 million and damage caused by fraud 55 million kroons of it. The proprietary damage caused by economic criminal offences was at least 149.7 million kroons.

People deceased in criminal offences

In addition to manslaughter and murder, the aim of which it is to kill a person, the death of a person may be caused also by the commitment of other criminal offences. These criminal offences often include crimes of violence, but also violations of traffic requirements and requirements of occupational safety and criminal offences dangerous to public, e.g. arson, may be fatal.

It cannot be said with confidence, based on the information collected for crime statistics, how many people died as a result of a criminal offence. For example, it may

⁵⁶ *Murder is manslaughter under aggravating circumstances, e.g. manslaughter, if committed or attempted to commit in a torturous, cruel manner or in a manner which is dangerous to the public, if manslaughter is committed in connection with robbery or for the purpose of personal gain, if manslaughter is committed at least twice. While the Penal Code enables to impose imprisonment for 6–15 years in case of manslaughter, the potential term of punishment in case of murder is from 8 years to life imprisonment.*

turn out that a death, which initially seemed to have been caused by the activity of another person, was actually a consequence of the person's own negligence (e.g. upon operating a machine). It may also turn out as a result of a proceeding that a person, who was thought to have been killed, committed a suicide. Therefore one should be cautious upon the interpretation of the following information.

In 2008, over 300 people were killed as a result of criminal offences; 86 of them were killed as a result of manslaughter and murder. 127 people were killed as a result of other crimes of violence. 10 people were killed as a result of causing serious health damage (§ 118).

In the criminal offences of placing in danger (§ 123) and refusal to provide assistance (§ 124) (the total of 19 registered criminal offences) six people died in six criminal offences. One person drowned in case of a criminal offence of placing in danger, since he was left without supervision, the other one died due to the deterioration of his condition caused by leg fracture. A one-month-old infant and two men died in the criminal offences of refusal to provide assistance – in the first case assistance was not provided to a person who was injured in an accident and in the second case to a person who was beaten up. 2 people died as a result of arson in 2008: one of them died of carbon monoxide poisoning and the other one died in fire.

In 2008, the biggest amount of people was killed in traffic accidents. The total of 59 people were killed because of violation of traffic requirements or vehicle operating rules (§ 422) by 53 drivers. In addition, 30 drivers caused the death of 34 people by violation of traffic requirements or vehicle operating rules through negligence. The total of 93 people were killed in the offences registered on the basis of § 422 and §423. According to the Road Administration⁵⁷, the total of 132 were killed in traffic accidents in 2008, which is 32% less than in 2007 (196 people killed in traffic accidents).

Traffic accidents where people were killed took place most often with the participation of a passenger car (or truck) (70); there were also accidents caused by a trolleybus (1), bus (2) moped or motorcycle (5), train or locomotive (4) or aeroplane (1). 31 cases (37% of traffic offences where people were killed) concerned traffic accidents, where a motor vehicle hit a pedestrian, who was killed as a result of the accident. In one of these cases a vehicle hit two road workers, one of whom was killed, the driver lost control over the vehicle and the vehicle struck against a kerb, as a result of which it was thrown across the green area separating the directions of traffic and ran over the road workers working there. 4 people killed in traffic offences were run over by a train. 5 cyclists were killed as a result of the acts classified under § 197 and § 198. In the rest of the 46 cases people were killed as a result of motor vehicle crashes or a vehicle leaving the road. According to the Road Administration, 40 persons were killed as a result of a motor vehicle crash, 7 persons in moped accidents, 10 in bicycle accidents, 39 persons upon a motor vehicle hitting a pedestrian and 33 persons in single vehicle accidents.⁵⁸

52 persons were convicted for causing a traffic accident (§ 422) in 2008, only 1 of them was a female and 16 persons had been punished previously. Imprisonment was imposed on all of them, but in most cases imprisonment was not fully enforced – a period of probation or a period of probation together with supervision of conduct was prescribed for the persons. 36 persons were convicted for causing a traffic accident through negligence (§ 423) in 2008, 7 of them were female and 6 of them had been

⁵⁷ <http://www.mnt.ee/atp/?id=5640> (20.02.2009)

⁵⁸ <http://www.mnt.ee/atp/?id=5640> (20.02.2009).

punished previously. Thereby pecuniary punishment (10,000 – 63,600 kroons) was imposed on only four of them.⁵⁹

At the same time 3 persons were convicted on the basis of subsection 423 (2) (violation of traffic requirements or vehicle operating rules by driver through negligence, if it causes the death of two or more persons) in 2008. 2 years' imprisonment, from which 3 months' imprisonment was to be served immediately, was imposed on one person, with regard to whom the court judgement entered into force at the beginning of 2009. In addition a 2 years' period of probation and probation supervision was imposed on him. 3 years' imprisonment with a 3 year's period of probation was imposed on another person and 2 years' imprisonment, from which 6 months was to be served immediately and the rest in accordance with a 3 years' period of probation, was imposed on a third person.

One person was convicted on the basis of subsection 422 (2) (violation of traffic requirements or vehicle operating rules by a driver, if it causes the death of two or more persons) in 2008, who was punished by 3 years' imprisonment and taking away his motor vehicle for 2 years. On the basis of subsection 422 (2) and subsection 423 (2), 2 and 1 persons were convicted respectively in 2007. In case of subsection 422 (2) imprisonment of 4 years and 9 months and 6 years' imprisonment were imposed, in case of subsection 423 (2) imprisonment of 1 year and 4 months was imposed, which was not fully enforced (the person was under the supervision of a probation supervisor with a probationary period of 18 months).

10 persons were killed in 10 criminal offences as a result of violation of the requirements of occupational health and safety (including through negligence) (§ 197 and § 198) (6 and 4 persons respectively on the basis of each section) in 2008. As a result of violation of occupational safety one victim fell off a scaffolding, one fell into a presser foot shaft of a peat press, one was caught between a motor unit of a saw and a joist, one between a foam cutting machine, one fell into a basement excavation, one fell off a scaffolding while working in a garage, one was caught under a collapse of a limestone partition of a manor storehouse. The total of 3 persons were killed in different ways in an oil-shale mine – one victim was caught between belt conveyor components, the other one was caught under a piece of broken rock which fell from the ceiling and the third one was caught between a drilling rig and the working wall.

2 persons were convicted for violation of the requirements for occupational health or safety (§ 197) in 2008. Imprisonment of 1 year and 6 months was imposed on one of them and imprisonment of 8 months to the other. In case of both persons the punishment was not enforced fully and a probation period of 1 year and 6 months together with supervision of conduct was imposed on them. In both cases the convicted offenders were project managers of a construction object and the persons were killed on a construction site. In 2008, no persons were convicted for violation of requirements for occupational health or safety through negligence.

Victims of criminal offences

More than 29,983 persons were questioned as victims of criminal offences committed in 2008. 7% of them were minors. Minors fell a victim of physical abuse, torture, robbery, extortion, aggravated breach of public order and abuse of authority more often than average.

⁵⁹ *The information is based on the decisions which have entered into force and in which case the punishment imposed on a person is known.*

56-year-old and older people constituted 15% of the victims. Robbery, fraud and illegal entry was committed with respect to them more often than average. By age group, the proportion of victims per 10,000 inhabitants was the highest in the group of people of 30-39 years of age.

61% of the persons who suffered as a result of a criminal offence were men and 39% were women. The percentage of women exceeded the percentage of men only in the criminal offences against family and minors (92% of women); in this category women have been declared as a victim primarily in the criminal offence of violation of obligation to provide maintenance to a child, in the case of which a parent (apparently primarily a man) intentionally fails to pay support ordered by the court to a child. While 7 men were questioned as victims in the given criminal offence, there were 253 women among the victims.

The percentage of male and female victims is almost equal in case of criminal offences against persons. As regards criminal offences against persons, the percentage of male victims was higher in case of criminal offences against life and criminal offences hazardous to health; the percentage of women was higher in case of threat, torture (recurrent physical abuse) and criminal offences against sexual self-determination, such as rape.

The percentage of men was considerably higher than that of the women in case of criminal official misconduct (84% - primarily cases of abuse of authority) and offences against public peace (71%).

Age of criminal offenders

The biggest number of criminal offences – 28% was committed by 18–24-year-old persons. 22% were 30-39-year-old at the time of the commission of a criminal offence and 19% were 40–55-year-old, 4% were over 56. Minors constituted 13% of the criminal offenders in Estonia, 9% in Latvia and 15% in Lithuania.

When comparing the number of criminal offences with the population group (number of criminal offences per 10,000 inhabitants), criminal activity was the highest among 18-24-year-old persons, it was somewhat lower among minors and the lowest in case of persons not less than 56 years of age. As regards the most common criminal offences, the percentage of criminal offences committed by minors was the lowest in case of drunk driving, where minors committed the average of one criminal offence out of one hundred criminal offences.

Criminal offences committed by and against elderly people⁶⁰

In 2008, some thirty elderly persons, who had committed criminal offences against property, were ascertained in pre-trial proceedings. The persons, who committed these criminal offences, were mostly men. Theft included both, metal theft and theft from stores (the main product article was alcohol). There was also one case of bank card theft followed by taking cash from an automatic teller machine with another person's bank card. No robberies committed by elderly people were discovered in 2008.

Almost one third of the criminal offences committed by elderly people were physical abuses committed mostly while intoxicated. Battery was usually caused by a quarrel between spouses or cohabitants, but at the same time there were cases, where children or grandchildren or strange minors fell a victim to an assault.

⁶⁰ 63-year-old and older people have been taken into account.

2427 criminal offences against elderly people were registered in 2008.

343 elderly persons, most of whom were female and had fell a victim to physical abuse committed by their partners, had recourse to law enforcement agencies as a result of physical abuse in 2008. There were also cases where the beater was an intoxicated son, daughter or partner of an elderly person; in some cases minor grandchildren attempted to demand money from their grandparents by violence.

Theft constituted 63% of the criminal offences committed against elderly people. The criminal offences committed against elderly people in the streets and in apartments indicate that a bigger amount of money than average fell into the share of thieves, which shows that elderly people use electronic payment instruments less and rather keep their cash at home. At the same time, elderly people who lost the money from their bank account fell also a victim to theft. The reason for that was trusting the people close too much (e.g. a son who was notified of the bank data took money for his own use) and violation of security requirements (keeping the PIN-code together with a bank card). The number of elderly victims in case of theft is relatively bigger in Ida-Virumaa.

As for fraud, the acts of the so-called false policemen set the tone. The swindlers from Lithuania called elderly Russians, introduced themselves as police officers and told that it was possible to save their close relatives, who had allegedly caused a traffic accident, from criminal proceeding for cash (for 30,000-100,000 kroons).

249 criminal offences were committed by elderly people in 2008, which is 39 more as compared to the year 2007 and 8 less as compared to the year 2006.

Sex

The percentage of women among persons who suffered due to a criminal offence was 39%, but their percentage among criminal offenders was almost four times smaller: 10.5%. Men committed approximately nine criminal offences out of ten.

The percentage of men was the biggest in case of criminal offences dangerous to public and traffic criminal offences, where their percentage among suspects was 98% and 97% respectively. The percentage of men was higher than average also in case of criminal offences against family and minors (96%), against the administration of justice (95%) and against public peace (93%).

The percentage of women exceeded the average considerably in the criminal offences against public trust (26%), against public health (16%) and in economic criminal offences (18%). In case of economic criminal offences the percentage of women was increased primarily by criminal offences related to illicit trafficking (e.g. trafficking of drugs from Russia to Estonia); as regards criminal offences against public trust, the percentage of women was increased by the criminal offences related to the abuse of an important identity document, in which case minors attempted to enter a nightclub with another person's document or a document was given for use for that purpose.

The percentage of women among criminal offenders is similar in the comparison of the three Baltic States: there were 10.5% female criminal offenders in Estonia, 12% in Latvia and 11% in Lithuania.

Citizenship

From among persons who committed criminal offences and whose citizenship is known (18,249), there were 75% persons who hold Estonian citizenship, 17% stateless

persons, 6% persons who hold Russian citizenship and 2% of the citizens of other states. The citizens of other states include 55 citizens of Ukraine, 52 citizens of Latvia, 46 citizens of Lithuania, 41 citizens of Finland, 17 citizens of Belarus and 10 citizens of Poland. The number of the citizens from other states remained below ten. All in all, the citizens of 34 states committed criminal offences in Estonia (the citizens of 33 states in 2007).

While in Estonia the citizens of foreign states committed 8% of all the criminal offences, in Latvia they committed 5% and in Lithuania 1% of all the criminal offences. 52 citizens of Latvia and 46 citizens of Lithuania who had committed a criminal offence were detected Estonia in 2008, whereas 21 citizens of Estonia and 96 citizens of Lithuania were put on trial as suspects in Latvia; 3 citizens of Estonia and 23 citizens of Latvia were put on trial in Lithuania.

More data about crime in Estonia is available at www.just.ee/crimestatistics