

# CRIME IN ESTONIA IN 2009 – SUMMARY

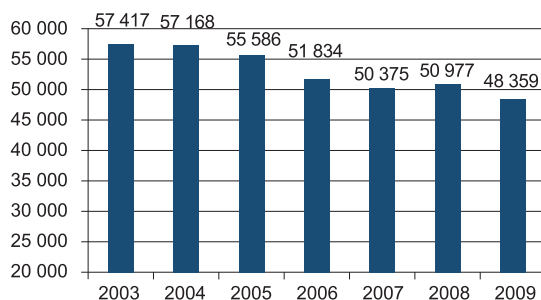
- In 2009, the total number of registered criminal offences was the smallest during the term of validity of the Penal Code. 48 359 criminal offences were registered in 2009 which is 5% less than in 2008.
- The survey of victims of crime also refers to crime reduction according to which the proportion of inhabitants who have fallen victims to some criminal offence has decreased from 33% to 26%.
- Inhabitants' fear of falling to victims to crime has increased. The proportion of people who feared that they will fall victim to street crime increased from 13% to 42% compared to 2008.
- Compared to 2008, the number of registered criminal offences increased in 74 types of criminal offences, decreased, however, in 126 types of criminal offences. Criminal offences were registered for the first time in 10 types of criminal offences.
- In 2009, less criminal offences were solved in pre-trial procedure than one year before. The solving rate of criminal offences fell down on the 2006 and 2007 level.
- The number of people who perished in connection with criminal offences has considerably decreased. In 2009, approximately 200 deaths were registered in connection with criminal offences.
- In 2009, the Prosecutor's Office sent to court 25 criminal groups related to drug-related crime, 2 related to trafficking in human beings, 19 related to money laundering, 11 related to corruption offences and 7 related to economic crime.
- See more: [www.just.ee/crimestatistics](http://www.just.ee/crimestatistics)

## CRIME IN ESTONIA IN 2009 – SUMMARY

Jako Salla, Laidi Surva, Mari-Liis Sööt

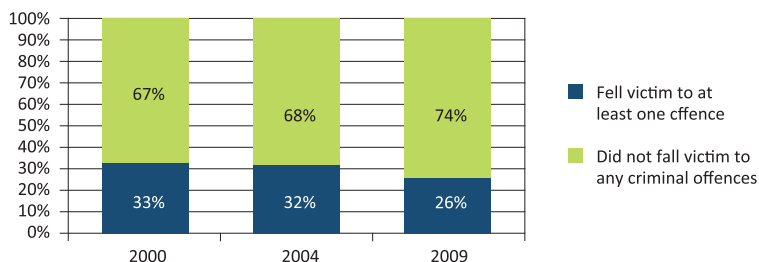
### Overall crime rate

In 2009, 48 359 criminal offences were registered in Estonia, which is the lowest indicator during the 7 years during which the Penal Code has been in force. Compared to 2003, the number of registered criminal offences has decreased by 16% and compared to 2008 by 5%.



**Figure 1.** Total number of registered criminal offences

In 2009, 2278 criminal offences in the first degree or criminal offences with as severe as possible punishment were registered and 46 081 criminal offences in the second degree. Compared to 2007, the number of criminal offences in the first degree decreased by 23% and the number of criminal offences in the second degree by 4%. The decrease in the number of criminal offences during the last decade was also confirmed by the Safety Survey of Statistics Estonia in the end of 2008 and during the first six months of 2009<sup>43</sup>. Compared to the data published in 2000 and 2004, there are considerably less inhabitants in Estonia who have fallen victim to a crime within a year.



**Figure 2.** Proportion of inhabitants who fell/did not fall victim to some criminal offence during 12 months preceding the poll

<sup>43</sup> See the annex: [www.just.ee/ovv](http://www.just.ee/ovv)

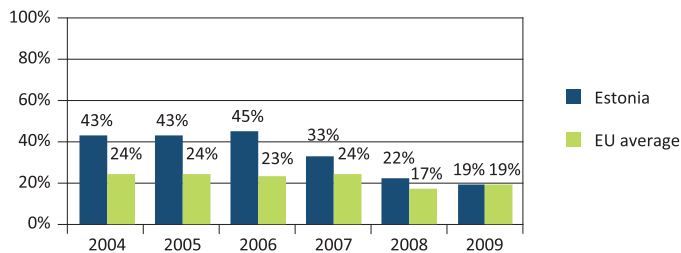
According to the data of the 2009 survey, one out of four Estonian inhabitants fell victim to some criminal offence (274 000 people – 26%). Within ten years, the proportion of victims has fallen from 33% to 26%.

The data of the survey of victims of crime as an addition to crime data are very important because, for example, in case of larcenies due to the legislative amendments made in recent years (decriminalization of repeated petty larceny in 2007 and the criminalization of systematic larceny in 2008) it is not possible to compare the number of registered larcenies and to provide a reliable opinion concerning the changes in the numbers of criminal offences.

The survey of victims of crime also showed a notable strengthening of people's sense of security – when in 2000, 41% of inhabitants felt insecure on their home streets in the evening and 34% in 2004, then in the 2009 poll this indicator had fell down to 28%. Estonia is among the average European states with this indicator, however, far behind Finland (14%) and Sweden (19%). The Bulgarians (53%) and the Greeks (42%) felt least secure (van Dijk, van Kesteren, Smit, 2007).

The Eurobarometer<sup>44</sup> survey, which is carried out twice a year and which has been held in Estonia since 2004, also enables to assess the crime background in the society. The respondents are asked in this poll to assess what are they main concerns facing the state. In 2004–2006, Estonian inhabitants considered crime as the main problem; since 2007, the position of crime has fallen and by autumn 2009, crime was considered as the fourth concern after unemployment, economic situation and health care system.

In autumn 2009, 19% of population considered crime as the main concern in Estonia that is twice less than in 2004–2006. This change not only indicates that people's concern about crime has considerably decreased but also that the economic crisis has made people to worry more about unemployment and the general economic situation of the state.



**Figure 3.** Proportion of inhabitants who think that crime is the main concern facing the state (data of the Eurobarometer autumn poll)

When in 2004–2007, Estonian people were more concerned about crime than in the European Union on the average, the Estonian indicator has levelled with the European average by 2009. In autumn 2009, 17% of people in Latvia and 19% in Lithuania considered crime as the main concern, consequently the indicators of three

<sup>44</sup> Eurobarometer homepage (in English): [http://ec.europa.eu/public\\_opinion/index\\_en.htm](http://ec.europa.eu/public_opinion/index_en.htm)

Baltic States are similar. The concern about crime was somewhat lower in Finland and Sweden (respectively 10% and 14%) (Standard Eurobarometer 72, 2009).

In brief, it can be said on the basis of registered crime statistics and the population poll data that crime and concern about crime has clearly decreased both within last decade and in the comparison of recent years. And contrary to the police risk assessment<sup>45</sup>, the number of criminal offences by most types of criminal offences referred to either remained on the same level as before or decreased.

## Changes compared to Lithuania and Latvia

When in 2008, the number of criminal offences in three Baltic States increased, then in Latvia the number of criminal offences remained on the same level in 2009 compared to earlier years. In Lithuania the number of criminal offences increased by 7%.

**Table 1.** Number of criminal offences and changes in it in Estonia, Latvia and Lithuania compared to 2007

|           | Change in the number of registered criminal offences (2009 N; change %) |
|-----------|---|
| Estonia   | 48 359; -5%   |
| Latvia    | 56 748; -1%   |
| Lithuania | 83 203; 7%  |

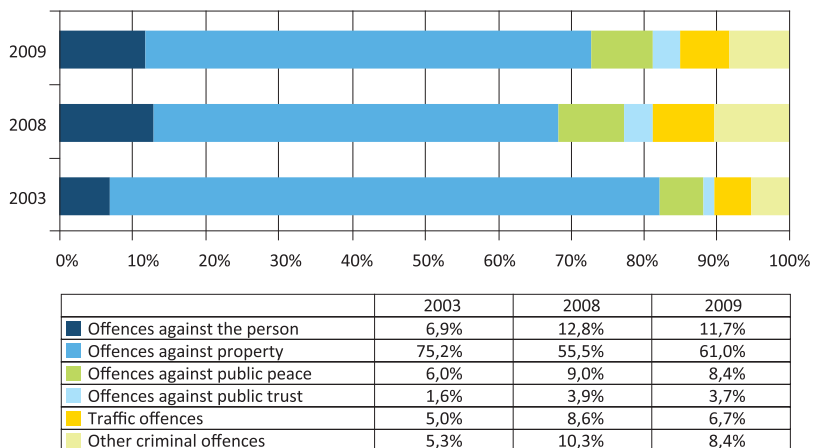
In Lithuania the number of frauds and violations related to electronic payment methods increased considerably compared to 2008 (similar to Estonian computer related offences), as well as the number of criminal offences related to the use and making of counterfeit money. The number of larcenies increased by 2%, however, the number of crimes of violence decreased.

In Latvia the number of larcenies as the most common criminal offence increased by 3%; the number of traffic offences decreased considerably.

## Changes in the structure of crime

In 2009, just like in earlier years, the offences against property formed more than half of all registered criminal offences. Although in recent years the legislative amendments related to larceny have considerably influenced the number and proportion of offences against property (in 2007- 55%, in 2008 - 56% and in 2009 - 61%), the decrease in the proportion of offences against property compared to the years after the enforcement of the Penal Code has still been remarkable. In 2003, out of every four criminal offences three were still the offences against property.

<sup>45</sup> *Activities of the Criminal Police in 2008, National Police Commissioner's Report (19 January 2009)*, <http://www.just.ee/orb.arv/class=file/action=preview/id=40157/Kriminaalpolitsei-tegevus-2008.pdf>



**Figure 4.** Structure of crime in 2003, 2008, 2009

In 2009, the offences against the person formed 12% of criminal offences registered in 2009; this proportion has remained more or less on the same level during the last three years. The number of registered offences against the person continued to increase after the enforcement of the Penal Code until 2008; year 2009 was the first year when the number of these criminal offences decreased.

The number of offences against public peace has varied from 2900 criminal offences in 2006 up to nearly 4600 criminal offences in 2008. If a few years ago, aggravated breach of public order was the most frequently registered offence, then during the last few years illegal entry has assumed this position.

The proportion of traffic offences has primarily depended on the number of apprehended intoxicated drivers of vehicles. The proportion of these criminal offences among traffic offences has reached from 85% (2003) to 96% (2008). However, as a legislative amendment entered into force in 2009, which considerably changed the content of the type of criminal offence, the data are comparable up to 2008.

**Table 2.** Registered criminal offences by chapters of the Penal Code and change compared to 2008

| Chapter of the Penal Code                          | 2008  | 2009  | Change N | Change % |
|--|-------|-------|----------|----------|
| Crimes against humanity and international security | 0     | 1     | 1        |          |
| Offences against the person                        | 6540  | 5676  | -864     | -13,2%   |
| Offences against political and civic rights        | 7     | 27    | 20       | 285,7%   |
| Offences against family and minors                 | 446   | 431   | -15      | -3,4%    |
| Offences against public health                     | 1600  | 1060  | -540     | -33,8%   |
| Offences against property                          | 28262 | 29513 | 1251     | 4,4%     |
| Offences against intellectual property             | 61    | 38    | -23      | -37,7%   |
| Offences against the State                         | 29    | 16    | -13      | -44,8%   |

| Chapter of the Penal Code                      | 2008 | 2009 | Change N | Change % |
|--|------|------|----------|----------|
| Offences against public peace                  | 4565 | 4068 | -497     | -10,9%   |
| Offences related to office                     | 310  | 172  | -138     | -44,5%   |
| Offences against administration of justice     | 1527 | 886  | -641     | -42,0%   |
| Offences against the public trust              | 1991 | 1810 | -181     | -9,1%    |
| Offences against environment                   | 35   | 21   | -14      | -40,0%   |
| Economic offences                              | 779  | 987  | 208      | 26,7%    |
| Offences dangerous to public                   | 449  | 384  | -65      | -14,5%   |
| Traffic offences                               | 4359 | 3246 | -1113    | -25,5%   |
| Offences relating to service in Defence Forces | 17   | 23   | 6        | 35,3%    |

### Criminal offences which number decreased

In 2009, the number of registered criminal offences decreased in 126 types of criminal offences compared to 2008 (in 2008, the decrease took place in 107 types of criminal offences compared

**Table 3.** Types of criminal offence in which the number of offences decreased the most (at least more than by 50 offences)

| Penal Code | Type of criminal offence   | 2008 | 2009 | Change N | Change % |
|------------|--|------|------|----------|----------|
| § 424      | Driving power-driven vehicle or tram in state of intoxication                              | 4179 | 3076 | -1103    | -26%     |
| § 121      | Physical abuse   | 5174 | 4518 | -656     | -13%     |
| § 263      | Aggravated breach of public order  | 1688 | 1040 | -648     | -38%     |
| § 329      | Evasion of service of sentence   | 978  | 556  | -422     | -43%     |
| § 184      | Unlawful handling of large quantities of narcotic drugs or psychotropic substances         | 1143 | 789  | -354     | -31%     |
| § 200      | Robbery  | 909  | 726  | -183     | -20%     |
| § 183      | Unlawful handling of small quantities of narcotic drugs or psychotropic substances         | 301  | 153  | -148     | -49%     |
| § 349      | Fraudulent use of important identity documents   | 501  | 353  | -148     | -30%     |
| § 331      | Consumption by prisoner of narcotic drugs prescription                                     | 213  | 67   | -146     | -69%     |
| § 209      | Fraud  | 2222 | 2097 | -125     | -6%      |
| § 280      | Submission of false information  | 178  | 91   | -87      | -49%     |
| § 215      | Unauthorised use of thing  | 444  | 370  | -74      | -17%     |
| § 120      | Threat   | 512  | 442  | -70      | -14%     |
| § 345      | Use of counterfeit documents, seals or blank document forms                                | 534  | 465  | -69      | -13%     |
| § 392      | Illicit import and export of prohibited goods or goods requiring a special permit          | 250  | 181  | -69      | -28%     |
| § 274      | Violence against representative of state authority or other person protecting public order | 246  | 188  | -58      | -24%     |

<sup>46</sup> Until 30 June 2009, driving power-driven vehicle in a state of intoxication.

## Driving in a state of intoxication

In 2008, the number of intoxicated drivers of vehicles decreased the most; violations of § 424 of the Penal Code were registered over 1000 times less in 2009 (-26%). The decrease was especially high during the first half of 2009 (-39%) when repeated driving in a state of intoxication was still punishable regardless of the degree of intoxication; during the second half of the year, the number of registered violations remained on the same level as the second half of 2008. This means that in case of driving in a state of intoxication the proportion of people subject to punishment pursuant to criminal procedure increased with the legislative amendment and the proportion of drivers, on whom misdemeanour punishments were imposed, decreased. Since 1 July 2009, driving power-driven vehicle or tram in state of intoxication committed through negligence was also criminalized; however, no such criminal offences were committed within six months.

Evasion of service of sentence – a criminal offence often registered namely with driving in a state of intoxication – also diminished in 2009; compared to 2008 these criminal offences were registered less by 43%. Now, the registration frequency of these offences fell down to the level of 2004. In most cases the person who has committed this offence has been deprived of driving privileges due to a prior traffic violation, yet has still been apprehended behind a steering wheel.

The number of violations related to driving in state of intoxication decreased also in Lithuania and Latvia – respectively 31% and 42%. The number of traffic accidents which occurred with the participation of intoxicated drivers diminished in Estonia by 25% in 2008 and by 48% in 2007.<sup>47</sup> As the diminished numbers of intoxicated drivers demonstrated in Latvia and Lithuania, it is not an exclusively Estonian peculiarity that traffic has become safer. The number of traffic-related deaths has decreased also in Finland, Denmark and Norway.

## Drug-related offences

In 2009, the number of drug-related offences also decreased – for the first time since 2007 and 2008 less than 1000 cases of unlawful handling of large quantities of narcotic drugs or psychotropic substances were once again registered in 2009, i.e. the number of offences dropped down almost to the level of 2005 and 2006.

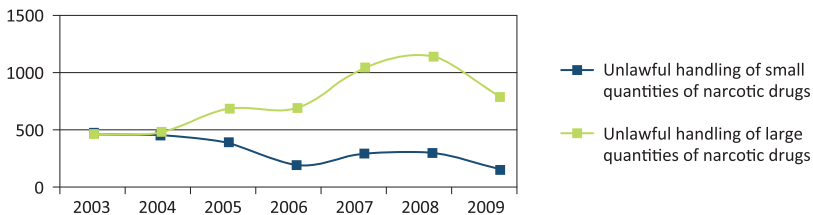


Figure 5. Number of registered most common drug-related offences

<sup>47</sup> Road Administration – Traffic Accidents 2009 <http://www.mnt.ee/atp/?id=41789> (18.02.2010)

The number of cases of unlawful handling of small quantities of narcotic drugs or psychotropic substances fell in 2009 on the lowest level during the term of validity of the Penal Code – 153 criminal offences were registered, which is more than 3 times less than in 2003. The number of these offences decreased primarily in the Harju County or the Northern District (approximately from 190 offences in 2007 and 2008 to 55 offences in 2009). The decrease in the number of criminal offences related to large quantities of narcotic drugs was most notable in the Southern District (28% compared to two previous years).

If so far the bodies conducting proceedings have substantiated the decrease in the number of criminal offences related to small quantities of narcotic drugs with a statement that instead of street dealers attention has been turned to breaking the drug chains, reducing the demand and catching the intermediaries and suppliers of narcotic drugs, then commenting upon the 2009 data, the decrease in the number of criminal offences related to large quantities of narcotic drugs was substantiated the same way (Delfi, 2010).

In case of drug-related offences 2009 was a special year also because for the first time no cases of inducing minors to illegally consume narcotic drugs were registered, of which three offences were registered in 2007 and six offences a year later. For the third year in a row, no cases of inducing person to engage in illegal use of narcotic drugs or psychotropic substances were registered. The number of cases of illegal cultivation of opium poppy, cannabis or coca shrubs was just like in previous years around twenty. 63 cases of providing of narcotic drugs or psychotropic substances to minors were registered.

In 2009, the registration of cases related to use of narcotic drugs by prisoners (Penal Code, § 331) decreased considerably – these cases were registered more than 3 times less than a year before.

All in all, it is difficult to assess based on the statistics of registered criminal offences whether to consider the reduction of drug-related offences in 2009 a positive or negative sign. No unambiguous trends manifest themselves on the basis of comparison of quantities of confiscated narcotic drug either, in case of which, for example, changes in registration practice have smaller effect. Compared to 2008, less cannabis and its products, amphetamine, ecstasy and related substances were confiscated from criminal offenders. At the same time, more GHB, cocaine and fentanyl was confiscated.

**Table 4.** Confiscated quantities of most common narcotic substances in grams

|   | 2008   | 2009   |
|---|--------|--------|
| Cannabis and its products                   | 96 258 | 43 891 |
| Amphetamine, ecstasy and related substances | 66 689 | 59 983 |
| Fentanyl                                    | 969    | 1 916  |
| Cocaine                                     | 3 574  | 5 024  |
| GHB   | 7 487  | 25 072 |

Source: *Estonian Forensic Science Institute*

## Other criminal offences

The number of cases of fraudulent use of important identity documents also diminished considerably – compared to 2008 from 501 to 353. The persons who are mostly connected to this type of criminal offence are a) minors who have tried to enter recreational establishments with the help of other persons' identity documents or have given their identity documents to another minor for that purpose; b) people committing traffic violations who hope to evade the service of sentence with the help of other person's document. A similar criminal offence has been described in § 280 of the Penal Code as submission of false information which in 2009 meant in many cases that a person presented himself/herself as somebody else (e.g. to a police officer), or submitted false information about himself/herself or something else (e.g. in order to get parental benefit or in order to legalise a stolen vehicle). The number of these criminal offences diminished nearly by half compared to 2008.

Although the number of frauds decreased by 6% compared to 2008, it has to be noted that the Penal Code contains several different necessary elements of criminal offences (for example, computer-related fraud and insurance fraud) – taking these into consideration, the total number of frauds remained on the same level compared to 2008.

Changes in crimes of violence (physical abuse, aggravated breach of public order, robbery, threat, violence against representative of state authority) can be read about in more detail in the chapter of crimes of violence.

## Criminal offences which number increased

In 2009, the number of registered criminal offences increased in 74 types of criminal offence compared to 2008 (in 2008, the increase occurred in 103 types of criminal offence compared to 2007).

Compared to 2008, the number of larcenies increased more than all other types of criminal offences showing the trend of increase together. The number of larcenies increased by 1430 cases, the remaining offences, however, by 1335 cases. More detailed information concerning the change in the number of larcenies is included in the chapter of offences against property.

A type of criminal offence which is related to larcenies is the acquisition, storage or marketing of property received through commission of criminal offence, which in most cases stands for the activities of purchasers of stolen goods. Their number increased nearly by one-third compared to 2008.

**Table 5.** Types of criminal offence in which the number of offences increased the most (at least by more than 20 offences)

| Penal Code | Type of criminal offence | 2008  | 2009  | Change N | Change % |
|------------|--------------------------|-------|-------|----------|----------|
| § 199      | Larceny                  | 22471 | 23901 | 1430     | 6%       |
| § 266      | Illegal entry            | 2073  | 2386  | 313      | 15%      |

| Penal Code         | Type of criminal offence  | 2008 | 2009 | Change N | Change % |
|--------------------|---|------|------|----------|----------|
| § 391              | Illicit traffic   | 113  | 410  | 297      | 263%     |
| § 213              | Computer-related fraud  | 367  | 470  | 103      | 28%      |
| § 202              | Acquisition, storage or marketing of property received through commission of criminal off | 308  | 399  | 91       | 30%      |
| § 201              | Embezzlement  | 818  | 903  | 85       | 10%      |
| § 169              | Violation of obligation to provide maintenance to child                                   | 287  | 341  | 54       | 19%      |
| § 334              | Use of counterfeit payment means or securities  | 454  | 494  | 40       | 9%       |
| § 385 <sup>1</sup> | Failure to perform obligation to submit petition in bankruptcy                            | 21   | 59   | 38       | 181%     |
| § 344              | Counterfeiting of documents, seals or blank document forms                                | 314  | 348  | 34       | 11%      |
| § 142              | Satisfaction of sexual desire by violence   | 49   | 80   | 31       | 63%      |
| § 258              | Illegal crossing of state border or temporary border line of Republic of Estonia          | 5    | 32   | 27       | 540%     |
| § 372              | Economic activities without activity licence and prohibited economic activities           | 4    | 24   | 20       | 500%     |

The number of violations of obligation to provide maintenance to child came quite close to a record level of 2005 (384 offences) – 341 applications were filed with the police, which is 19% more than in 2008.

The number of use of counterfeit payment means or securities did increase compared to 200; however, in general the registration rate of this type of criminal offence has been rather stable since 2004. Although in most cases the reason for commencing proceedings in 2009 was the detection of counterfeit cash, there were also cases when money was withdrawn from ATMs with counterfeit bank cards. The registration of these criminal offences primarily increased in the Northern District.

#### Criminal offences registered for the first time

As of the end of 2009, from the types of criminal offences referred to in the Penal Code criminal offences were registered on 274 occasions within seven years; during these years no criminal offences have been registered in 88 types of criminal offences. The most interesting from these offences have been pointed out below.

One case of piracy was registered; the criminal matter concerned the alleged hijacking of the cargo ship Arctic Sea and possible participation of Estonian inhabitants in it (Security Police Board, 2009).

In course of criminal proceedings commenced with respect to illegal conduct of human research a case was investigated in which anaesthesia treatment was used in Tartu for which the State Agency of Medicine had not issued any permit.

A criminal matter of compelling person to join or retain membership of religious association or political party was commenced in order to find out whether a parent had compelled the child to join a religious sect. As the suspicion was not confirmed, the proceedings were terminated due to lack of basis for criminal proceedings.

Two cases of treason were registered in 2009. Criminal matter against Herman Simm related to both of these cases was known to the public as soon as in autumn 2008 but the criminal offences with such legal assessment were registered in 2009

before the settlement was sent to court. A case of communication of internal information, which was registered for the first time, was also connected to the criminal matter against Herman Simm.

Criminal matter concerning knowingly making unlawful decision in misdemeanour proceedings was connected to the former Deputy Mayor of Narva (Pesur, 2010).

In criminal matter concerning knowingly unlawful termination of misdemeanour proceedings the unlawful termination by police officers of misdemeanour proceedings concerning a traffic violation was investigated.

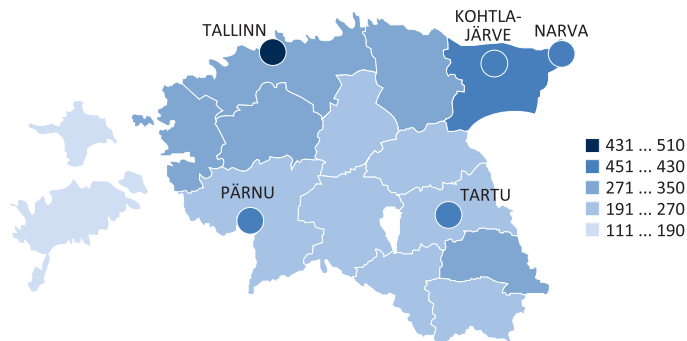
Although two cases of market manipulation were registered in 2009, one of them has been requalified by the beginning of 2010. Another case of market manipulation is being heard in court (Criminal matter concerning market manipulation ..., 2009), two persons are being charged with the manipulation with securities.

When year by year increasingly more cases of unauthorised departure from military unit or other place of service have been registered, then the first case of unauthorised departure was registered this year when a member of the Defence Forces departed while carrying a service weapon.

The first criminal offence registered as an attack committed by alien against the Republic of Estonia was registered in summer 2009, however, as the pre-trial proceedings of the criminal matter are still ongoing as of the beginning of 2010, it is not possible to provide any additional information on this case.

## Regional crime breakdown

In 2009, just like before, more criminal offences were registered in the cities. The ratio of criminal offences per 10 000 inhabitants was the highest in Tallinn (507 criminal offences per 10 000 inhabitants), the ratio was similar in four cities following Tallinn by the number of inhabitants, staying within the range of 340–390 offences.



**Figure 6.** Number of criminal offences per 10 000 inhabitants in counties and bigger cities<sup>48</sup>

<sup>48</sup> On the map the indicator of relative crime rates of cities in the Harju, East-Viru, Tartu and Pärnu counties have been calculated separately from county indicators, i.e. criminal offences registered in the cities do not influence here the crime rate of the remaining county.

By counties, the number of registered criminal offences increased in the Põlva County (14%) and slightly in the Rapla County (4%). Compared to 2008, the number of criminal offences stayed nearly on the same level in the East-Viru, the Järva and the Tartu Counties. The number of registered criminal offences decreased more than 10% in the Hiiumaa, the Lääne, the Jõgeva, the Pärnu and the West-Viru Counties. The number of criminal offences in the Põlva County was primarily influenced by the increased number of illicit traffic cases (mostly cigarettes).

In 2009, the crime rate continued to be the highest in the Northern Estonia, primarily in Tallinn and the West-Viru County. The crime rate continues to be the lowest in the Hiiumaa and Saaremaa Counties.

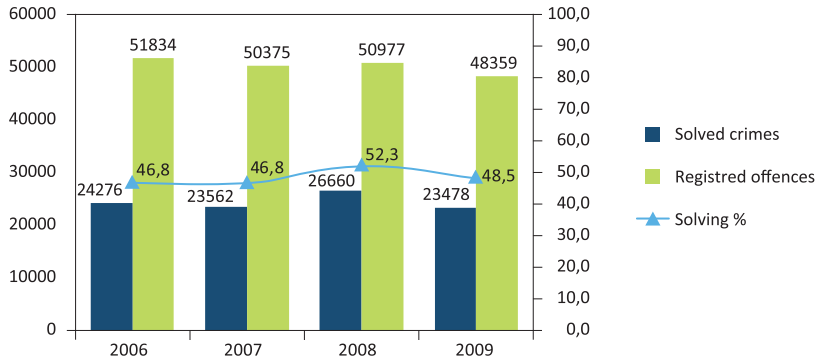
**Table 6.** The number, rate and change of registered criminal offences in counties in 2008–2009

|                  | 2008  | 2009  | Change | Change % | Per 10 000 inhabitants |
|------------------|-------|-------|--------|----------|------------------------|
| Harju County     | 25702 | 24313 | -1389  | -5,4%    | 463,2                  |
| Hiiumaa County   | 145   | 113   | -32    | -22,1%   | 111,9                  |
| East-Viru County | 6436  | 6449  | 13     | 0,2%     | 380,1                  |
| Jõgeva County    | 861   | 755   | -106   | -12,3%   | 205,3                  |
| Järva County     | 808   | 801   | -7     | -0,9%    | 221,7                  |
| Lääne County     | 884   | 775   | -109   | -12,3%   | 282,1                  |
| West-Viru County | 2131  | 1916  | -215   | -10,1%   | 285,3                  |
| Põlva County     | 815   | 931   | 116    | 14,2%    | 300,3                  |
| Pärnu County     | 3015  | 2688  | -327   | -10,8%   | 303,8                  |
| Rapla County     | 1043  | 1083  | 40     | 3,8%     | 295,3                  |
| Saaremaa County  | 625   | 582   | -43    | -6,9%    | 167,6                  |
| Tartu County     | 4920  | 4876  | -44    | -0,9%    | 325,9                  |
| Valga County     | 982   | 901   | -81    | -8,2%    | 264,0                  |
| Viljandi County  | 1286  | 1187  | -99    | -7,7%    | 213,3                  |
| Võru County      | 1026  | 935   | -91    | -8,9%    | 246,8                  |

## Solving crimes

In 2009, 23 784 criminal offences<sup>49</sup> were solved by way of pre-trial proceedings, the number of solved criminal offences decreased by 12% compared to 2008. However, as the number of criminal offences registered in 2009 decreased, the reduction in the crime solving rate was not as big as the decrease in case of solved criminal offences. In 2009, the crime solving rate was 48,5% – nearly 4 per cent less than in 2008 (52,3%). However, the solving rate exceeded the 2006 and 2007 indicators.

<sup>49</sup> These criminal offences are considered to be solved, which proceedings have been terminated within a year for reasons of expediency (pursuant to §§ 201–205 of the Code of Criminal Procedure) or which the Prosecutor's Office has sent to court (criminal offences which will be solved within a year may be registered also earlier).



**Figure 7.** Number of solved and registered offences, crime solving rate

From most common types of criminal offences the biggest decrease occurred with respect to intoxicated drivers (-36%). While in 2008, the Prosecutor's Office sent to court 4066 persons who had been charged with driving in a state of intoxication, then in 2009 the relevant number was 2738.

7% less cases of physical abuse were solved than in 2008, the number of aggravated breach of public order decreased considerably more (-22%). The number of solved criminal offences increased in case of most common offence against property – within a year 37% more larcenies were solved than in 2008. The growth was primarily caused by systematic larcenies, i.e. these are mostly cases where a person is apprehended when attempting a larceny in a shop. The number of solved frauds increased 24%.

In 2009, the Prosecutor's Office sent to court 11 920 people in 9709 criminal matters. The proportion of conciliation proceedings considerably increased; when in 2008, the Prosecutor's Office terminated criminal matters due to the conciliation between the victim and the suspect against 91 suspects, then in 2009 this number was already 151.

The number of accused sent to court by the Public Prosecutor's Office also increased considerably. Within a year the Public Prosecutor's Office brought charges against 203 persons, which is 23% more than in 2008 (165).

By Circuit Prosecutor's Offices the highest crime solving rate was notable in the Western Circuit where 61% of criminal offences were solved; the solving rate in the Southern District was almost on the same level (59%). In the Viru Circuit half of criminal offences were solved (50%), however, in the Northern Circuit 39%. Compared to 2008, the crime solving rate slightly increased only in the Western Circuit; the biggest decrease in the crime solving rate occurred in the Southern crime solving rate (14 percentage points).

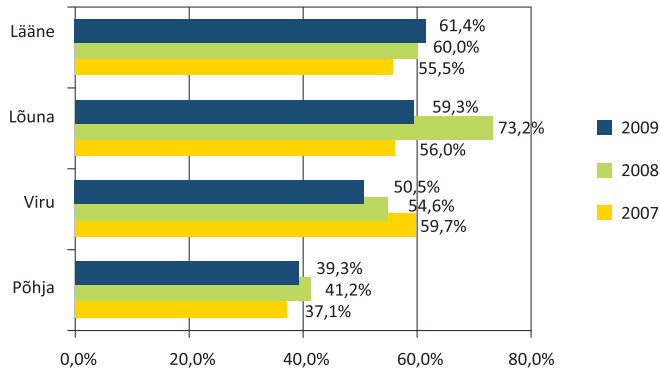


Figure 8. Crime solving rate by districts and years

## People who died in connection with criminal offences

“Death in connection with a criminal offence” does not necessarily mean death as a result of a criminal offence, there may be other reasons as well. Thus, accidents and suicides are also included in the death statistics related to crime for the investigations of which proceedings are commenced which often lead to a conclusion that this was not a criminal offence. Here, these criminal offences have been selectively observed with which the death of a victim could have occurred (negligence, incl. fires, hanging, accidents on construction sites; arson; traffic accidents; disregard for occupational health and safety requirements). More detailed information on people perished as a consequence of manslaughter and murders is included in the chapter of crimes of violence.

In 2008, over 300 people died in connection with criminal offences; in 2009, this number is smaller almost by 100 (213 people perished). Similar with the decrease in the number of deceased people, the number of these criminal offences also considerably decreased with which loss of life most likely occurs. When in 2008, 732 criminal offences were registered which potentially end with death, then in 2009 the number was 612.

Negligent homicide is a type of criminal offence based on which in the cases that were registered the deaths caused by fires, hanging and accidents on construction sites were investigated. There are victims of every age – starting from a 3 year old victim of hanging and finishing with a woman older than 70 years of age who perished in fire. By crime reporting the biggest number of people died in traffic accidents in 2009 – 54 people died due to violation of traffic requirements or vehicle operating rules by driver (§ 422 of the Penal Code) which is less by 5 people than a year ago. 35 people died due to violation of traffic requirements or vehicle operating rules by driver through negligence (§ 423 of the Penal Code).

Traffic accidents which ended with death most frequently (in 70 cases) were accidents in which at least one passenger car or truck was involved (compared to accidents in which instead of a car, for example, a train, a trolleybus or a motorcycle was

involved). In six cases a cyclist and in 16 cases the pedestrians perished (21% of traffic accidents with deceased).

In 2009, traffic accidents in which people perished occurred that were caused both by vehicles carrying passengers like a tram (1), a trolleybus (1) and a train (2) but also by a motorcycle (3) or a tractor (2). Tram and trolleybus accidents were both connected to pedestrians; a cyclist who cycled in front of a bus was killed in a bus accident. In case of train accidents, a car drove on one occasion on a level crossing with traffic lights in the Tartu County before the passenger train; on another occasion a pedestrian was hit and killed by a freight train in Rakvere. A 7-year-old boy got run over by a tractor and perished at the scene of accident when his father was cleaning a farm road from snow.

In 2009, one child from a three-member family living in the house which burnt perished as a result of arson. 15 people perished in fire caused through negligence.

In 2009, 4 people in 18 criminal offences were killed due to violation of occupational health and safety requirements; upon performance of duties, one person's head got stuck between a mobile hoist and a body of a truck and he was killed there; a victim strayed off from the enclosed area while driving a hoist and fell 1.2 meters down with the hoist which fell on top of him; upon digging a ditch, a victim got buried under a landslide; a person went to extinguish garbage which had started to smoulder, a partially cut through beam fell upon him and the victim died later in the hospital as a result of serious neuro-cranial trauma.

## Organized crime

Criminologists have not yet found the one and only good definition for organized crime, however, they have reached an opinion that organized crime presumes coordinated activities and management and its purpose is economic gain (See overview of definitions <http://www.organized-crime.de/>). Government authorities and international organizations use functional approach upon defining organized crime, defining it through characteristic features. Thus, pursuant to the United Nation Convention against Transnational Organized Crime, “organized criminal group” means a structured group of three or more persons exiting with the aim of committing serious crimes in order to obtain, directly or indirectly, a financial or other material benefit. “Serious crime” means conduct constituting an offence punishable by deprivation of liberty of at least four years or a more serious penalty. Also in this chapter a criminal or organized criminal group shall mean three or more persons related to a criminal offence.

Combat against organized crime is one of the priorities of Estonian law enforcement authorities. Minister of Justice and the Minister of Internal Affairs agreed upon the priorities of law enforcement authorities in 2005, adopting the so-called Laulasmaa Declaration and the fulfilment of priorities is monitored on a regular basis. At the meeting of ministers in 2009, the text of the declaration was supplemented and the confiscation of criminal proceeds obtained with tax frauds and other aggravated economic offences were added as a priority. (Laulasmaa Declaration, 2009)

While other chapters are based on the statistics of registered offences, the number of criminal groups and persons sent to court by the Prosecutor's Office has been indicated in this chapter. The overview is based on the so-called priorities report of the Prosecutor's Office and therefore it reflects the situation of organized crime in the best way, although it probably does not give a complete overview of the activities of organized crime in Estonia.

In 2009, the Prosecutor's Office sent to court 25 groups associated with rug-related crime, 2 associated with trafficking in human beings, 19 associated with money laundering, 11 associated with aggravated corruption offences and 7 associated with aggravated economic offences. Prosecuting a group means that the leaders of the group, i.e. the persons who assign tasks, etc., are prosecuted. As in 2009 the criteria of prioritized criminal offences were made more stringent (for example, criminal proceeds or the value of confiscated property constitutes an additional criterion), the numbers are not completely comparable with previous data – it has affected the most the statistics of drug-related crime. The biggest progress has occurred upon processing money laundering offences for which 10 groups and 43 persons were sent to court in 2008.

**Table 7.** Sending people related to organized crime and groups to court

| Type of criminal offence                   | Groups |      |      |      | Persons |      |      |      |
|--|--------|------|------|------|---------|------|------|------|
|  | 2006   | 2007 | 2008 | 2009 | 2006    | 2007 | 2008 | 2009 |
| Drug-related crime                         | 20     | 26   | 40   | 15   | 81      | 118  | 204  | 56   |
| Cross-border drug-related crime            | 14     | 5    | 9    | 10   | 52      | 18   | 64   | 30   |
| Trafficking in human beings                | 9      | 6    | 4    | 2    | 53      | 65   | 17   | 4    |
| Cross-border trafficking in human beings   | 4      | 1    | 1    | 0    | 19      | 1    | 1    | 0    |
| Money laundering                           | 4      | 3    | 9    | 19   | 8       | 11   | 19   | 62   |
| Aggravated corruption                      | 7      | 9    | 14   | 11   | 119     | 51   | 44   | 57   |
| Criminal organisation                      | 0      | 5    | 3    | 4    | 0       | 48   | 16   | 28   |
| Economic crime with damage over 10 million | 0      | 6    | 9    | 7    | 0       | 15   | 64   | 43   |

In organized drug-related offences property worth over 4 million kroon was seized or confiscated. The quantities of seized narcotic drugs amounted from 9 grams of amphetamine up to 41 kg of hashish. The so-called “China White” or “White Persian” (fentanyl amphetamine) was most frequently seized which has become known in Estonia because of many drug overdose deaths. On several occasions the same persons were also prosecuted for money laundering.

### *Examples of organized drug-related offences*

*Two persons cultivated 419 cannabis plants in the cellar of a farm in the Rapla County, which was especially modified for that purpose, and 950 cannabis plants outside, having a crop of 375 kg of cannabis from which they made later e.g. marijuana (which is made from dried blossoms and leaves of cannabis). According to the Central Criminal Police data, the wholesale price of 1kg of marijuana is 100 000 kroons which means criminal*

*proceeds equalling to 37 500 000 kroons.*

*The so-called Voronin's group was sent to court in the East-Viru County which ran two independently operating criminal groups in which 13 persons were totally engaged. The first group obtained narcotic drugs from Tallinn and after that carried these out from Estonia across the Narva border; the second group was engaged in selling narcotic drugs to end users through dealers. In connection with this approx. 260 000 kroons was confiscated from criminal offenders, a passenger car Lexus was returned to a leasing company.*

*Three persons were running a doctor's consulting room in Tallinn without an activity licence, and the provision of "health service" meant that the customers, who were mainly Finnish, were issued falsified prescriptions of narcotic and psychotropic medicinal products.*

Not many cases of organized trafficking in human beings, which is mainly pimping, were sent to court – 2 groups and 4 persons. There are considerable less such criminal offences than compared to previous years. The most "important" case of pimping sent to court involved a case when a girl who was providing erotic services in an apartment in Tallinn was deprived of liberty in order to force her to continue working. At the same time, the illegal transit of refugees of conflict areas (e.g. Afghanistan, Palestine, etc.) with forged visas and documents through Estonia to the Nordic Countries is increasing. Allegedly smuggling one person from Afghanistan to the Nordic Countries costs approx. 150 000 Estonian kroons (Kagge, 2010).

As for money laundering offences, 11 groups (from the total of 19) are connected to cross-border cases and are predominantly cases of laundering money taken from bank account in foreign countries by means of computer-related fraud. Both computer-related frauds and economic and corruption offences are dealt with in a more detailed manner in a separate chapter, however, it may be said to characterise the year 2009 that the number of aggravated corruption cases related to local governments has considerably increased (3 in 2008; 7 in 2009). Estimated damage caused to the state with economic and corruption offences amounted to more than 300 million kroons.

### ***Examples of aggravated economic and corruption offences***

*The adviser of the Vice Mayor of Tallinn is charged with repeatedly accepting gratuities (EEK 980 410) for organizing the proceeding with problematic detailed plans and exercising supervision over the proceedings. A total of 15 people were prosecuted, including 8 legal persons.*

*The Vice Mayor of Narva was charged with influence peddling upon concluding lease contracts with the city (~ EEK 775 000). The Vice Mayor guaranteed the conclusion of lease contract by the local Social Services Department with the company associated with his partner.*

*A person submitted incorrect information in the company tax returns, as a result of which the Tax and Customs Board paid back approximately 33 million kroons, and the person tried additionally to defraud 19 million kroons from the state. In addition to the tax offence, charges were brought also in money laundering.*

*Fictitious documents were issued on behalf of missing traders and operating compa-*

*nies were enabled to write off business income exempt from tax. Criminal offenders received 2–5% of the transaction amount for withdrawing money received from companies and for returning the money. Damages amounting to over 72 million kroons were caused.*